

Maipu NSS5830 Series Data Center Switch

Datasheet

Product Overview

NSS5830 series switches are Maipu new generation 10G Ethernet switches designed for enterprise data center and campus LAN networks, providing high-throughput, high-density 10GE interfaces, larger buffer and lower latency. The NSS5830 series adopts advanced hardware architecture with 24/48*10GE access ports and multiple 40/100GE uplinks. By using Maipu MyPowerOS software platform, NSS5830 series provide rich data center service features and management capability.

NSS5830 series realize large buffer of the interfaces, meeting the burst flow forwarding without packet loss; provide the M-LAG technology for virtualization scenarios; provide the modular power and fan design for high reliability. The key components adopt "overvoltage" designs to ensure that the product has the strong ability of continuous operation.


NSS5830 series can work with NSS18500 Core switches to build a complete, scalable, virtualized fabric network that meets the data center requirements. Meanwhile, NSS5830 can also be deployed as aggregation or core switches for enterprise campus LAN networks.

NSS5830 series includes NSS5830-32XQFP, NSS5830-56XQFP, NSS5830-54XTQFP three models:



NSS5830-32XQFP supports 24*1/10G SFP+ optical interfaces, 8*40/100G QSFP28 optical interfaces, five modular fan slots and dual modular power slots.

NSS5830-56XQFP supports 48*1/10G SFP+ optical interfaces, 8*40/100G QSFP28 optical interfaces, five modular fan slots and dual modular power slots.



NSS5830-54XTQFP supports 48*1/10G electric interfaces, 6*40/100G QSFP28 optical interfaces, five modular fan slots, and dual modular power slots.

Key Features

- **High-density 10GE ports with 100GE uplinks**

NSS5830 series provide fixed 24/48*10GE interfaces in compact 1U device. The port combination fully satisfies the interface density requirement of data center scenarios. NSS5830 series have a maximum of eight 100GE QSFP28 uplinks, the uplink ports can be connected to NSS18500 core switches to build a non-blocking network architecture.

- **M-LAG for cross-device link aggregation**

NSS5830 series support multi-chassis link aggregation group (M-LAG), which enables links of multiple switches to aggregate into one to implement cross-device link backup. The rest of switches in the M-LAG group are working actively regardless any switch failure. During the upgrade, other switches in the system take over traffic forwarding to ensure uninterrupted services.

- **VxLAN for Layer2 Virtualized Deployment**

NSS5830 series can work with the industry's mainstream virtualization platforms and acts a hardware gateway on an VxLAN overlay network. Virtual extensible LANs (VxLAN), a common network virtualization overlay protocol that expands the layer 2 network address space from 4,000 to 16 million.

NSS5830 series support BGP-EVPN, which is used as the overlay control plane and provides virtual connectivity between different layer 2/3 domains over an IP or MPLS network.

- **Zero Touch Implementing**

NSS5830 series support Zero Touch Provisioning (ZTP). It enables the switch to automatically obtain and load version files from file server through DHCP option and XML mechanism. NSS5830 series also support NETCONF and can work with 3rd party SDN controller for simplified device remote configuration.

- **Telemetry for intelligent OAM**

NSS5830 provides telemetry technology to collect device data in real time and send the management data to customer network analyzer platform. Telemetry systems, done properly, play an important role in providing you with information about the health of your network, so you can respond intelligently to prevent hardware failure and network downtime. It can help customers to identify and analyze network problems which affect user experience.

- **Reliable hardware design and energy-saving**

NSS5830 series use a standard airflow design which isolates cold air channels from hot air channels. This design improves heat dissipation efficiency and meets design requirements of data center. It adopts hot swap redundant power modules and fans which ensure hardware reliability and non-stopping operation. The fan speed can be

adjusted dynamically based on system workload. NSS5830 series have energy-saving chipsets with EEE technology and can save system power consumption in real time.

• **Free Licensing Policy**

Maipu always insists on “One-time investment” free license policy, the standard features and advanced features will be never divided to different version. For any new firmware version, Maipu will share to customers without extra charge. Compared with other manufacturers, Maipu free license policy can better protect users' short-term and long-term investment.

Technical Specifications

Product Model	NSS5830-32XQFP NSS5830-56XQFP		NSS5830-54XTQFP
Hardware specification			
Physical ports	Fixed 24 or 48 1/10G SFP+ optical interfaces, 8 40/100G QSFP28 optical interfaces.		Fixed 48 1/10G RJ45 electrical interfaces, 6 40/100G QSFP28 optical interfaces.
Management interface	One Console port, one management Ethernet port, one USB interface		
Switching capacity	2.08Tbps/2.56Tbps		2.16Tbps
Flash	8G		8G
Memory	4G(Default)		4G(Default)
Interface Buffer Size	32M		32M
Jumbo Frame	12K		12K
MAC Address Entry	224K/720K		224K/720K
ARP Entry	56K/106K		56K/106K
IPv4 Routing Entry	294K/660K		294K/660K
MSTP Instance	64		64
VRF Entry	4K/8K		4K/8K
VRRP Group	255		255
Max. ECMP Path	64		64
IGMP Group	8K		8K
VxLAN VTEP Instance	8K		8K
EVPN L3 Route Entry	56K		56K
Redundant design	Support power redundancy, 1+ 1 backup mode		
Power Supply	Two Power Slots		
	Input voltage (AC): 100V ~ 240V, 50Hz ~ 60Hz		
Temperature	Work temperature: 0°C to 50°C		
	Storage temperature: -40°C to 70°C		
Humidity	Work humidity: 10% to 90%, no-condensing		
	Storage humidity: 5% to 95%, no-condensing		
Power Consumption	250W (NSS5830-32XQFP) 289W (NSS5830-56XQFP)		297W (NSS5830-54XTQFP)
Dimension(W×D×H)	442mm×420mm×44.2mm		442mm×480mm×44.2mm
MTBF	>100, 000 hours		
Software specification			
Standard L2 protocol	Interface	Port Type UNI/NNI, Port Speed, Port MTU, Port Loopback, Loopback interface, Tunnel interface, Null interface, VXLAN interface	
	Ethernet Switching	LACP Link aggregation, LACP Port Priority, LACP Load Balance, LACP Rate Monitor, LACP Debug, Port isolation, QinQ, VLAN mapping, Super VLAN, PVLAN, Voice VLAN, STP, MSTP, Loopback-detection, Error-disable, GVRP, MLAG, MLAG Lite, VLAN isolation	

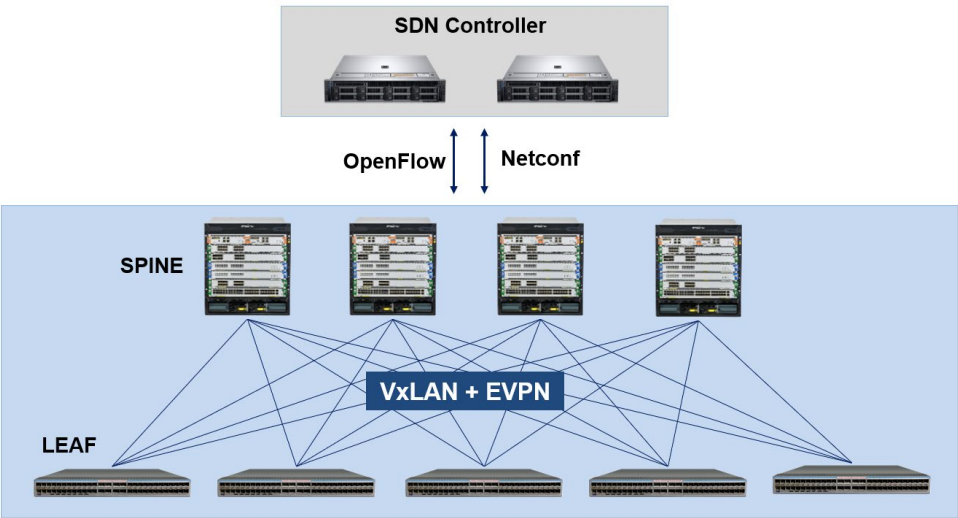
Standard L3 protocol	IP Protocol	ARP, DHCP, DHCPv6, DHCP Server, DHCPv6 Server, DHCPv6 Client, DHCP Relay, DHCPv6 Relay, DHCP Option82, DNS, GRE, IPv4, IPv6 over IPv4, ISATAP, IPv4 over IPv6, IPv6 over IPv6
	Routing Protocol	Static route for IPv4&IPv6, RIPv1/v2, RIPng, OSPFv2, OSPFv3, IS-IS, IS-ISv6, BGP, BGPv6, Policy Route, MP-BGP
Multicast	L2 multicast	IGMP Snooping, IGMP Snooping over VxLAN, multicast VLAN (MVR, MVP), MLD Snooping, Router-alert Option
	L3 multicast	IGMPv1/v2/v3, MLDv1/v2, PIM-SM, PIM-DM, PIM-SSM, IPv6 PIM-SM, IPv6 PIM-SSM, MSDP, IGMP Group Filter, MLD Group Filter
QoS & ACL	QoS	802.1p, DSCP, Priority Mapping, SP, WRR, WDRR, SP+WRR, SP+WDRR, WRED, Flow classification, Traffic monitoring, Traffic shaping, Congestion management, Congestion avoidance, Flow-based mirroring
	ACL	Standard IP ACL, extended IP ACL, standard MAC ACL, extended MAC ACL, extended Hybrid ACL, Standard IPv6 ACL, extended IPv6 ACL
Data center feature	Data center feature	TRILL, VXLAN, BGP-EVPN, NLB, ECN, ETS, PFC, OpenFlow
MPLS	BGP MPLS	MPLS LDP, MPLS GR, M-VRF, MPLS L3VPN, MPLS OAM, IPv6 MPLS L3VPN
Virtualization	VST	H-VST, M-VST
	MAD	MAD LACP, MAD BFD, MAD Fast-hello
Security & Network Reliability	Security	ARP Check, AARF, AARF ARP-Guard, CPU Protection, Port Security, IP Source Guard, IPv6 Source Guard, ND-Snooping, DHCP Snooping, DHCPv6 Snooping, Dynamic ARP Inspection (DAI), AARF, Host Guard, PPPoE+, 802.1x, Portal Authentication, Anti-attack detect drop flood log, URPF
	AAA	Authentication, Authorization, Accounting, Radius, TACACS+
	Network Reliability	HA, ULFD, ERPS, ULPP, Monitor Link, VRRP, VRRPv3, VBRP, BFD, EEP
Management	Network Management	SNMP v1/v2/v3, MIB, RMON, SYSLOG, DNS, CLI, Telnet, SSH, HTTP/HTTPS, FTP/TFTP, Debug, NTP, Keepalive Gateway
	Network Monitoring	SPAN, RSPAN, ERSPAN, VLAN SPAN, IPFIX, sFlow, LLDP, LLDP-MED, IP-SLA, CWMP, Telemetry, Netconf, BSM, MOD

Order Information

Product model	Description
NSS5830 Series Host	
NSS5830-32XQFP	24*1/10G SFP+ optical interfaces, 8*40/100G QSFP28 optical interfaces, five modular fan slots and dual modular power slots
NSS5830-56XQFP	48*1/10G SFP+ optical interfaces, 8*40/100G QSFP28 optical interfaces, five modular fan slots and dual modular power slots
NSS5830-54XTQFP	48*1/10G electric interfaces, 6*40/100G QSFP28 optical interfaces, five modular fan slots and dual modular power slots
Power & Fan Modules	
AD550M-HV0B	AC power module, 500W, AC input 100-240V, support hot-swap
DD800M-5V0B	DC power module, 800W, DC input -40-72V, supporting hot-swap
FAN-01E-01B	FAN-01E-01B Fan module, support hot-swap

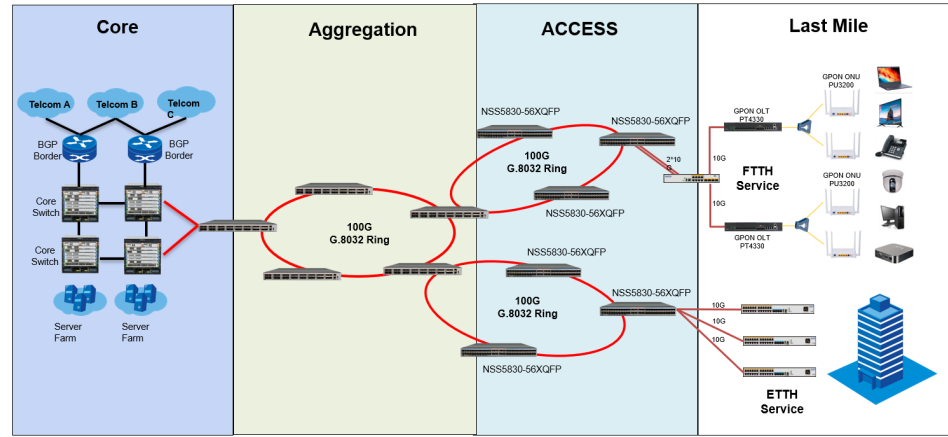
Typical Application

Enterprise Data Center VXLAN Application



Fabric architecture has become a common and popular design option for building new-generation enterprise data center networks. Virtual Extensible LAN (VXLAN) and Ethernet VPN (EVPN) is essentially becoming the standard technology used for deploying network virtualization overlays in data center fabrics.

ISP Metro Ethernet Network Application



With the rapid growth of triple-play services, higher requirements are put forward for the performance, bandwidth and quality of the ISP Metro Ethernet networks. The NSS5830 series 100G switch have been developed to meet the increasing demand of FTTx services for ISPs. The NSS5830 series provide up to 8-Port 100G interfaces for building backbone network. It will greatly increase the bandwidth and improve the internet experience of end users.

All rights reserved. Printed in the People's Republic of China.

No part of this document may be reproduced, transmitted, transcribed, stored in a retrieval system, or translated into any language or computer language, in any form or by any means, electronic, mechanical, magnetic, optical, chemical, manual or otherwise without the prior written consent of Maipu Communication Technology Co., Ltd.

Maipu makes no representations or warranties with respect to this document contents and specifically disclaims any implied warranties of merchantability or fitness for any specific purpose. Further, Maipu reserves the right to revise this document and to make changes from time to time in its content without being obligated to notify any person of such revisions or changes.

Maipu values and appreciates comments you may have concerning our products or this document. Please address comments to:

Maipu Communication Technology Co., Ltd
Maipu Mansion, No.16, Jiuxing Avenue
High-tech Park
Chengdu, Sichuan Province
P. R. China
610041
Tel: (86) 28-65544850,
Fax: (86) 28-65544948,
URL: [http:// www.maipu.com](http://www.maipu.com)
Email: overseas@maipu.com

All other products or services mentioned herein may be registered trademarks, trademarks, or service marks of their respective manufacturers, companies, or organizations.