



H3C S5570S-EI Series

High Performance

Intelligent Ethernet

Switch

Release Date: Nov, 2022



Product Overview

H3C S5570S-EI is a new generation of high-performance, high-port density, high-security and easy-to-install intelligent managed Gigabit Ethernet switches developed by H3C using industry-leading ASIC technology, supporting IPv4/IPv6 dual-stack management and forwarding, supports static routing protocols and routing protocols such as RIP, OSPF, IS-IS, BGP, etc., and supports rich management and security features.

H3C S5570S-EI products are mainly positioned at the access layer and aggregation layer of enterprises and campuses, meeting high-density Gigabit access, fixed 10 Gigabit uplink ports, supporting PoE+, and building high-performance end-to-end IP network solutions with other H3C products.

H3C S5570S-EI series Ethernet switch includes the following models:


- S5570S-28S-EI: 24x10/100/1000BASE-T Ethernet ports, 4x1G/10G BASE-X SFP+ ports.
- S5570S-54S-EI: 48x10/100/1000BASE-T Ethernet ports, 6x1G/10G BASE-X SFP+ ports.
- S5570S-28S-HPWR-EI-A: 24x10/100/1000BASE-T Ethernet ports (PoE+), 4x1G/10G BASE-X SFP+ ports.
- S5570S-54S-PWR-EI-A: 48x10/100/1000BASE-T Ethernet ports (PoE+), 6x1G/10G BASE-X SFP+ ports.
- S5570S-36F-EI: 24*100 /1000BASE-X SFP ports, 8*10/100/1000BASE-T ports, 4*1G/10G BASE-X SFP+ ports
- S5570S-54F-EI: 48*100/1000 BASE-X SFP ports, 6*1G/10G BASE-X SFP+ ports




S5570S-28S-EI



S5570-54S-EI




S5570-28S-HPWR-EI-A



S5570-54S-PWR-EI-A



S5570S-36F-EI



S5570S-54F-EI

Features

SmartMC (Smart Management Center)

As the network scale increases, a large number of access devices are required at the network edge, which makes the management of these devices very cumbersome. The main purpose of SmartMC is to solve the problem of centralized management of a large number of scattered network devices. It is designed to solve the switch-based operation and maintenance tasks of small enterprises. SmartMC provides unified operation, maintenance, and management of the network by built-in graphical operation platform.

SmartMC simplifies the operation, maintenance, and management of Small and Medium-sized campuses:

- **Smart management:** includes device role selection, FTP server configuration, global configuration, and network management port configuration, etc.
- **Intelligent operation and maintenance:** include group management, equipment, or group upgrade backup, monitoring and equipment failure replacement, etc.
- **Visualization:** includes networking topology visualization and management, device list display, device

ports display, etc.

- **Smart business:** includes user management, etc. After network access users are created and successfully activated, these users can access the SmartMC network through the one-key-armed port.

The H3C S5570S-EI series switches can be used as the management device of SmartMC. You can log in to the SmartMC network through the S5570S-EI to manage the entire network in a unified manner.

Visualization ability

H3C S5570S-EI series switches support Telemetry technology, which can push real-time resource information and alarm information of the switch to the operation and maintenance platform through the gRPC protocol. Network quality backtracking, risk warning, architecture optimization and other functions accurately guarantee user experience.

High-performance IPv4/IPv6 service capabilities

H3C S5570S-EI series switches implement a hardware-based IPv4/IPv6 dual-stack platform, support a variety of tunnel technologies, rich IPv4 and IPv6 Layer 3 routing protocols, multicast technologies and policy routing mechanisms, providing users with complete IPv4 /IPv6 solution.

H3C Intelligent Resilient Framework 2 (IRF2)

H3C Intelligent Resilient Framework 2 (IRF 2) virtualizes multiple S5570S-EI switches into one virtual switch and provides the following benefits:

- **Scalability:** IRF 2 allows you to add devices to the IRF 2 system easily. It provides a single point of management, enables switch plug-and-play, and supports software auto-update for software synchronization from the master to the new member devices. It brings business agility with lower total cost of ownership by allowing new switches to be added to the fabric without network topology change as business grows.
- **High availability:** The H3C proprietary routing hot backup technology ensures redundancy and backup of all information on the control and data planes and non-stop Layer 3 data forwarding in an IRF 2 fabric. It also eliminates single point of failure and ensures service continuity.
- **Redundancy and load balancing:** The distributed link aggregation technology supports load sharing and mutual backup among multiple uplinks, which enhances the network redundancy and improves link resources usage.
- **Flexibility and resiliency:** The switch use standard GE ports instead of specialized ports for IRF links between IRF member devices. This allows customers to assign bandwidth as needed between uplink, downlink, and IRF system connections. In addition, an S5570S-EI IRF fabric can span a rack, multiple racks, or multiple campuses.

Comprehensive security control policies

Endpoint Admission Defense (EAD), in conjunction with the backend system, integrates endpoint security (including anti-virus and patching) and network security (including network access control and access right control) into an interactive security system. By checking, isolating, repairing, managing, and monitoring the endpoints, this system turns reactive single-point defense to proactive, all-round defense, and dispersed management to centralized policy management. This system enhances the overall network protection against numerous security threats and improves the responsiveness to new threats.

The switch supports unified MAC address authentication, 802.1x authentication, and portal authentication; dynamic or static binding of user identifiers such as user account, IP address, MAC address, VLAN, and port number; and dynamic application of user profiles or policies (such as VLAN, QoS, and ACL) on users. Using the switch in conjunction with H3C IMC, you can manage and monitor online users in real time and take prompt action on illegitimate behaviors.

The switch offers a large number of inbound and outbound ACLs and VLAN-based ACL assignment.

The switch supports Unicast Reverse Path Forwarding (uRPF), which protects a network against source spoofing attacks, preventing DoS and DDoS attacks.

Multiple reliability protection

The S5570S-EI series switches have multiple reliability protections at the device level and link level.

The S5570S-EI series switches support the reliability design of dual pluggable AC and DC power modules, and can flexibly configure AC or DC power modules according to the needs of the actual environment. In addition, the whole machine also supports power supply and fan fault detection and alarms. These designs enable the equipment to have higher reliability.

In addition to device-level reliability, the product also supports a wealth of link-level reliability technologies, including LACP/STP/RSTP/MSTP/Smart Link/RRPP fast ring network protection mechanisms and other protection protocols, and supports IRF2 intelligent elastic architecture, supports 1: N redundancy backup, supports ring stacking, which greatly improves network reliability. When the network carries multiple services and large traffic, it does not affect the network convergence time, ensuring the normal operation of services.

It supports basic network protection mechanism functions, and supports various types of protection, such as ARP protection. When the ARP rate exceeds the attack threshold, users who have attack behaviors are isolated.

Abundant QoS features

The S5570S-EI series switches offer abundant QoS features, including:

- Packet filtering based on packet header fields from Layer 2 through Layer 4, including source MAC,

destination MAC, source IP, destination IP, TCP/UDP port number, protocol type, and VLAN.

- Flexible queuing and scheduling algorithms configured on a per-port or per-queue basis, including strict priority (SP), weighted round robin (WRR), and SP+WRR.
- Committed access rate (CAR) with the minimum granularity at 16 kbps.
- Port mirroring in both outbound and inbound directions for network monitoring and trouble shooting.

Outstanding management capacity

The S5570S-EI series switches provide a variety of management features and is easy to manage. It offers the following device management features:

- Provides multiple management interfaces, including the console port, USB port.
- Supports configuration and management from CLI or a general-purpose Web-based manager, including H3C IMC Intelligent Management Center and OpenView.
- Supports multiple access methods, including SNMPv1/v2c/v3, Telnet, and more secure SSH 2.0.

To help customers gain visibility into network application traffic, the switch provides a variety of traffic monitoring and analytic tools, including local port mirroring and Layer 2 remote port mirroring. With these tools, customers can specify multiple monitor ports and collect network traffic data to evaluate network health status, create traffic analysis reports, perform traffic engineering, and optimize resource allocation.

AD-Campus Solutions

The H3C application-driven campus network solution (AD-Campus) innovatively introduces a cloud-native architecture, which not only realizes the unified entry of network control, orchestration, and management, but also realizes the integration of campus, data center and WAN scenarios. The Seer Analyzer brings intelligent operation and maintenance capabilities to the campus network through refined data collection, big data, and AI analysis. H3C S5570S-EI series switches support the access role in the AD-Campus solution.

Professional surge protection function

H3C S5570S-EI series switches use professional built-in surge protection technology and support the industry-leading 10KV service port surge protection capability, which greatly reduces the damage rate of surge strikes to equipment even in harsh working environments.

Application-Driven Campus

H3C S5570S-EI series switches support H3C Application-Driven Campus (AD-Campus) Solution. AD-Campus is innovative campus network solution which aims to achieve great integration and convergence to easily reflect intent to network operation. With full lifecycle, open architecture and deep intelligence, AD-Campus



is along with partner to be committed to solve existing challenges and assist customers to accelerate digital innovation and transformation.

Cloud empowerment, simplified network

H3C S5570S-EI series switches support H3C Cloudnet solution. Cloudnet empowers the network through unified operation and maintenance cloud, enabling minimal network deployment, achieving minute-level deployment, zero on-site operation and maintenance, and shortening the time for customer business to go online; AI empowerment enables minimal network operation and maintenance, intelligent network optimization, fault prediction, and provides customers with an excellent user experience; Cloudnet can also empower business, and provide customers with business innovation through strong data operation capabilities. Improve the effectiveness of corporate operations.

Green technology

H3C S5570S-EI series switches use the latest energy-saving chips and innovative architecture design solutions to achieve the lowest power consumption of gigabit switches, bringing users green, environmentally friendly and energy-saving new network access products and reducing user maintenance costs.

At the same time, H3C S5570S-EI series switches adopt various green energy-saving designs, including auto-power-down (port automatic energy-saving). If the interface status is always down for a period, the system will automatically stop power supply to the interface and automatically enter the energy-saving mode. Support EEE energy-saving function, if the port is idle for a period, the system will set the port to the energy-saving mode, and when there is a packet to be sent and received, it will wake up the port to resume services through the monitoring code stream sent regularly to achieve the effect of energy saving. Meet the EU RoHS standard for material environmental protection and safety.

Hardware Specifications

Model	S5570S-28S-EI	S5570S-54S-EI	S5570S-28S-HPWR-EI-A	S5570S-54S-PWR-EI-A	S5570S-36F-EI	S5570S-54 F-EI
Port switch capacity(bps)	128Gbps	216Gbps	128Gbps	216Gbps	144Gbps	216Gbps
Box switch capacity(bps)	216Gbps					
Packet forwarding rate	96Mpps	161Mpps	96Mpps	161Mpps	108Mpps	161Mpps
Flash	512M					
SDRAM	1G					

Model	S5570S-28S-EI	S5570S-54S-EI	S5570S-28S-HPWR-EI-A	S5570S-54S-PWR-EI-A	S5570S-36F-EI	S5570S-54 F-EI
Buffer(byte)	2M					
CPU	1GHz, 2Cores					
Console port	1 console port(RJ45)					
Eth management	/	/	/	/	/	1
USB Port	/	/	1	1	/	/
Service port description	24*10 /100/1000Base-T adaptive Ethernet ports, 4*10G SFP+ ports	48*10 /100/1000Base-T adaptive Ethernet ports, 6*10G SFP+ ports	24*10 /100/1000Base-T adaptive Ethernet ports, 4*10G SFP+ ports	48*10 /100/1000Base-T adaptive Ethernet ports, 6*10G SFP+ ports	24*10 /1000BASE-X SFP ports, 8 10 /100/1000Base-T ports, 4*10G SFP+ ports	48*10 /1000BASE-X SFP ports , 6*10G SFP+ ports
PoE+	/	/	Y	Y	/	/
Dimensions (W×D×H, unit: mm)	440× 360×43.6		440×400×43.6		440× 360×43.6	
weight	≤5.6kg	≤6.0kg	≤7.5kg	≤7.5kg	≤4.5KG	≤4.5KG
Input voltage	AC • Rated voltage range: 100V ~ 240V AC , 50/60Hz • Maximum voltage range: 90V ~ 264V AC , 47 ~ 63Hz DC • Rated voltage range: -48V ~ -60V DC • Maximum voltage range: -36V ~ -72V DC		AC • Rated voltage range: 100V ~ 240V AC , 50/60Hz • Maximum voltage range: 90V ~ 290V AC , 47 ~ 63Hz DC • Rated voltage range: -48V ~ -60V DC • Maximum voltage range: -36V ~ -72V DC		AC • Rated voltage range: 100V ~ 240V AC , 50/60Hz • Maximum voltage range: 90V ~ 264V AC , 47 ~ 63Hz DC • Rated voltage range: -48V ~ -60V DC • Maximum voltage range: -36V ~ -72V DC	
Power consumption (static)	Single AC: 16W Single DC: 22W Dual AC: 18W Dual DC: 27W	Single AC: 18W Single DC: 23W Dual AC: 23W Dual DC: 29W	Single: 42W Dual: 50W	Single: 42W Dual: 50W	Single AC: 29W Single DC: 30W Dual AC: 35W Dual DC: 35W	Single AC: 36W Single DC: 38W Dual AC: 43W Dual DC: 43W

Model	S5570S-28S-EI	S5570S-54S-EI	S5570S-28S-HPWR-EI-A	S5570S-54S-PWR-EI-A	S5570S-36F-EI	S5570S-54 F-EI
Power consumption (at full load)	Single AC: 37W Single DC: 41W Dual AC: 39W Dual DC: 45W	Single AC: 55W Single DC: 56W Dual AC: 57W Dual DC: 61W	Single: 965W(PoE is 840W) Dual: 960W(PoE is 840W)	Single: 1668W(PoE is 1530W) Dual: 1935W(PoE is 1680W)	Single AC: 52W Single DC: 54W Dual AC: 58W Dual DC: 60W	Single AC: 77W Single DC: 77W Dual AC: 80W Dual DC: 84W
Fan	2	2	2	2	3	3
MTBF(Year)	96.94	79.5	55.25	74.5	67.03	60.98
MTTR(Hour)	1	1	1	1	1	1
Working temperature	-5°C ~ 45°C					
Relative humidity of working environment (non-condensing)	5% ~ 95%					

Software Specifications

Feature	S5570S-EI switch series
Port aggregation	GE/10GE port aggregation Dynamic aggregation Static aggregation Cross-device aggregation
Port Characteristics	Support IEEE 802.3x flow control (full duplex) Supports storm suppression based on port rate percentage Supports PPS-based storm suppression Support bps-based storm suppression
IRF2	Distributed device management, distributed link aggregation, and distributed resilient routing Stacking through standard Ethernet interfaces Local device stacking and remote device stacking
MAC address table	Static MAC address Blackhole MAC address

Feature	S5570S-EI switch series
VLAN	Port-based VLAN MAC-based VLAN Protocol-based VLAN QinQ and selective QinQ VLAN mapping Voice VLAN GVRP
DHCP	DHCP Client DHCP Snooping DHCP Snooping option82 DHCP Relay DHCP Server DHCP auto-config
IP routing	IPv4 routing table Static routing RIPv1/v2 and RIPng OSPFv1/v2 and OSPFv3 BGP/BGP4+ for IPv6 IS-IS/IS-ISv6 Equal-cost multi-path routing (ECMP) and policy routing
Multicast	IGMP Snooping V2/V3 PIM-SM/PIM-SSM/PIM-DM MSDP MLD Snooping Multicast VLAN
Layer 2 ring network protocol	STP/RSTP/MSTP/PVST/PVST+ Smart Link RRPP G.8032 ERPS (Ethernet Ring Protection Switching)
ACL	Packet filtering at Layer 2 through layer 4 Traffic classification based on source MAC addresses, destination MAC addresses, source IPv4/IPv6 addresses, Time range-based ACL VLAN-based ACL

Feature	S5570S-EI switch series
	Bidirectional ACL
QoS	Port rate limit (receiving and transmitting) Packet redirection Committed access rate (CAR) Eight output queues on each port Flexible queue scheduling algorithms based on ports and queues, including SP, WRR and SP+WRR 802.1p DSCP remarking
Traffic statistic	Sflow
Mirroring	Port mirroring RSPAN
Security	Hierarchical user management and password protection AAA authentication support RADIUS authentication HWTACACS SSH2.0 Port isolation 802.1X authentication, centralized MAC authentication Port security IP Source Guard HTTPs EAD Support BPDU guard, Root guard
Management and maintenance	Loading and upgrading through XModem/FTP/TFTP Configuration through CLI, Telnet, and console port SNMPv1/v2c/v3 and Web-based NMS Remote monitoring (RMON) alarm, event, and history recording IMC NMS System log, alarming based on severities, and output of debugging information NTP Ping, Tracert Virtual cable test (VCT) Device link detection protocol (DLDP) Loopback-detection



Feature	S5570S-EI switch series
	Port auto power down Energy Efficient Ethernet
EMC	FCC Part 15 Subpart B CLASS A ICES-003 CLASS A VCCI-CISPR 32 CLASS A EN 55032 CLASS AS/NZS CISPR32 CLASS A CISPR 24 EN 55024 EN 61000-3-2 EN 61000-3-3 ETSI EN 300 386 GB/T 9254 YD/T 993
Safety	CAN/CSA C22.2 No 60950-1 IEC 60950-1 EN 60950-1 AS/NZS 60950-1 FDA 21 CFR Subchapter J GB 4943.1

Performance Specification

Model	S5570S-28S-EI	S5570S-54S-EI	S5570S-28S-HPWR-EI-A	S5570S-54S-PWR-EI-A	S5570S-36F-EI	S5570S-54 F-EI
MAC address entries	32768	32768	32768	32768	32768	32768
VLAN table	4094	4094	4094	4094	4094	4094
VLAN interface	1022	1022	1022	1022	1022	1022
IPv4 routing entries	12288	12288	12288	12288	12288	12288
IPv4 ARP entries	8192	8192	8192	8192	8192	8192
IPv4 ACL	Ingress:1280	Ingress:1280	Ingress:1280	Ingress:1280	Ingress:1280	Ingress:1280



Model	S5570S-28S-EI	S5570S-54S-EI	S5570S-28S-HPWR-EI-A	S5570S-54S-PWR-EI-A	S5570S-36F-EI	S5570S-54 F-EI
entries	Egress:512	Egress:512	Egress:512	Egress:512	Egress:512	Egress:512
IPv4 multicast L2 entries	4000	4000	4000	4000	4000	4000
IPv4 multicast L3 entries	4000	4000	4000	4000	4000	4000
IPv6 unicast routing entries	4096	4096	4096	4096	4096	4096
QOS forward queues	8	8	8	8	8	8
IPv6 ACL entries	Ingress:1280 Egress:512	Ingress:1280 Egress:512	Ingress:1280 Egress:512	Ingress:1280 Egress:512	Ingress:1280 Egress:512	Ingress:1280 Egress:512
IPv6 ND entries	4096	4096	4096	4096	4096	4096
IPv6 multicast L2 entries	2000	2000	2000	2000	2000	2000
IPv6 multicast L3 entries	2000	2000	2000	2000	2000	2000
Jumbo frame length (Bytes)	12288	12288	12288	12288	12288	12288
Max Stacking Members	9	9	9	9	9	9
Max Stacking Bandwidth	80Gbps	80Gbps	80Gbps	80Gbps	80Gbps	80Gbps

Removable Components Matrix

Removable power supplies	S5570S-28S-EI S5570S-54S-EI S5570S-36F-EI S5570S-54F-EI	S5570S-28S-HPWR-EI-A S5570S-54S-PWR-EI-A
CA-70A12	Supported	Not supported
PSR75-12A	Supported	Not supported
PSR150-D1	Supported	Not supported
PSR600-54A-B	Not supported	Supported
PSR920-54A-B	Not supported	Supported
PSR1600-54A-B	Not supported	Supported

PoE Power Capacity

Power supply 1	Power supply 2	S5570S-28S-HPWR-EI-A		S5570S-54S-PWR-EI-A	
		Total PoE power capacity	PoE Ports Quantity	Total PoE power capacity	PoE Ports Quantity
PSR600-54A-B	/	530W	15.4W (802.3af): 24 30W (802.3at): 17 35W: 15	530W	15.4W (802.3af): 34 30W (802.3at): 17 35W: 15
PSR920-54A-B	/	840W	15.4W (802.3af): 24 30W (802.3at): 24 35W: 24	850W	15.4W (802.3af): 48 30W (802.3at): 28 35W: 25
PSR1600-54A-B (Input Voltage: 90V AC~176V AC)	/	840W	15.4W (802.3af): 24 30W (802.3at): 24 35W: 24	850W	15.4W (802.3af): 48 30W (802.3at): 28 35W: 25
PSR1600-54A-B (Input Voltage:176V AC~290V AC or 180V DC~320V DC)	/	840W	15.4W (802.3af): 24 30W (802.3at): 24 35W: 24	1530W	15.4W (802.3af): 48 30W (802.3at): 48 35W: 43
PSR600-54A-B	PSR600-54A-B	840W	15.4W(802.3af): 24 30W (802.3at): 24 35W: 24	1100W	15.4W (802.3af): 48 30W (802.3at): 36 35W: 31

Power supply 1	Power supply 2	S5570S-28S-HPWR-EI-A		S5570S-54S-PWR-EI-A	
		Total PoE power capacity	PoE Ports Quantity	Total PoE power capacity	PoE Ports Quantity
PSR600-54A-B	PSR920-54A-B	840W	15.4W (802.3af): 24 30W (802.3at): 24 35W: 24	1100W	15.4W (802.3af): 48 30W (802.3at): 36 35W: 31
PSR920-54A-B	PSR920-54A-B	840W	15.4W (802.3af): 24 30W (802.3at): 24 35W: 24	1680W	15.4W (802.3af): 48 30W (802.3at): 48 35W: 48
PSR920-54A-B (Input Voltage: 90V AC~176V AC)	PSR1600-54A-B (Input Voltage: 90V AC~176V AC)	840W	15.4W (802.3af): 24 30W (802.3at): 24 35W: 24	1340W	15.4W (802.3af): 48 30W (802.3at): 44 35W: 38
PSR920-54A-B (Input Voltage: 176V AC~290V AC or 180V DC~320V DC)	PSR920-54A-B (Input Voltage: 176V AC~290V AC or 180V DC~320V DC)	840W	15.4W (802.3af): 24 30W (802.3at): 24 35W: 24	1680W	15.4W (802.3af): 48 30W (802.3at): 48 35W: 48
PSR1600-54A-B	PSR1600-54A-B	840W	15.4W (802.3af): 24 30W (802.3at): 24 35W: 24	1680W	15.4W (802.3af): 48 30W (802.3at): 48 35W: 48

NOTE: Do not mix PSR600-54A-B power supply with PSR1600-54A-B power supply.

Standards And Protocols Compliance

Organization	Standards And Protocols
IEEE	802.1x Port based network access control protocol
	802.1ab Link Layer Discovery Protocol
	802.1ak MVRP and MRP
	802.1ax Link Aggregation
	802.1d Media Access Control Bridges
	802.1p Priority
	802.1q VLANs
	802.1s Multiple Spanning Trees
	802.1ag Connectivity Fault Management

Organization	Standards And Protocols
	802.1v VLAN classification by Protocol and Port
	802.1w Rapid Reconfiguration of Spanning Tree
	802.3ad Link Aggregation Control Protocol
	802.3af Power over Ethernet
	802.3at Power over Ethernet
	802.3az Energy Efficient Ethernet
	802.3ah Ethernet in the First Mile
	802.3x Full Duplex and flow control
	802.3u 100BASE-T
	802.3ab 1000BASE-T
	802.3z 1000BASE-X
	802.3ae 10-Gigabit Ethernet
IETF	RFC 768 User Datagram Protocol (UDP)
	RFC 791 Internet Protocol (IP)
	RFC 792 Internet Control Message Protocol (ICMP)
	RFC 793 Transmission Control Protocol (TCP)
	RFC 813 Window and Acknowledgement Strategy in TCP
	RFC 815 IP datagram reassembly algorithms
	RFC 8201 Path MTU Discovery for IP version 6
	RFC 826 Address Resolution Protocol (ARP)
	RFC 879 TCP maximum segment size and related topics
	RFC 896 Congestion control in IP/TCP internetworks
	RFC 917 Internet subnets
	RFC 919 Broadcasting Internet Datagrams
	RFC 922 Broadcasting Internet Datagrams in the Presence of Subnets (IP_BROAD)
	RFC 951 BOOTP
	RFC 1027 Proxy ARP
	RFC 1757 Remote Network Monitoring Management Information Base
RFC 1122 Requirements for Internet Hosts - Communications Layers	
RFC 1215 Convention for defining traps for use with the SNMP	

Organization	Standards And Protocols
	RFC 1256 ICMP Router Discovery Messages
	RFC 1350 TFTP Protocol (revision 2)
	RFC 1393 Traceroute Using an IP Option
	RFC 1403 BGP OSPF Interaction
	RFC 1519 Classless Inter-Domain Routing (CIDR)
	RFC 1542 BOOTP Extensions
	RFC 1583 OSPF Version 2
	RFC 1591 Domain Name System Structure and Delegation
	RFC 1657 Definitions of Managed Objects for BGP-4 using SMIv2
	RFC 1772 Application of the Border Gateway Protocol in the Internet
	RFC 1812 Requirements for IP Version 4 Router
	RFC 1918 Address Allocation for Private Internet
	RFC 1997 BGP Communities Attribute
	RFC 1998 An Application of the BGP Community Attribute in Multi-home Routing
	RFC 2131 Dynamic Host Configuration Protocol (DHCP)
	RFC 2132 DHCP Options and BOOTP Vendor Extensions
	RFC 2236 Internet Group Management Protocol, Version 2 (IGMPv2)
	RFC 2273 SNMPv3 Applications
	RFC 2328 OSPF Version 2
	RFC 2375 IPv6 Multicast Address Assignments
	RFC 2385 Protection of BGP Sessions via the TCP MD5 Signature Option
	RFC 2401 Security Architecture for the Internet Protocol
	RFC 2402 IP Authentication Header
	RFC 2439 BGP Route Flap Damping
	RFC 2460 Internet Protocol, Version 6 (IPv6) Specification
	RFC 2464 Transmission of IPv6 over Ethernet Networks
	RFC 2545 Use of BGP-4 Multiprotocol Extensions for IPv6 Inter-Domain Routing
	RFC 2576 (Coexistence between SNMP V1, V2, V3)
	RFC 2579 Textual Conventions for SMIv2
	RFC 2580 Conformance Statements for SMIv2

Organization	Standards And Protocols
	RFC 2710 Multicast Listener Discovery (MLD) for IPv6
	RFC 2711 IPv6 Router Alert Option
	RFC 2787 Definitions of Managed Objects for the Virtual Router Redundancy Protocol
	RFC 2918 Route Refresh Capability for BGP-4
	RFC 2925 Definitions of Managed Objects for Remote Ping, Traceroute, and Lookup Operations
	RFC 2934 Protocol Independent Multicast MIB for IPv4
	RFC 3101 OSPF Not-so-stubby-area option
	RFC 3019 MLDv1 MIB
	RFC 3046 DHCP Relay Agent Information Option
	RFC 3056 Connection of IPv6 Domains via IPv4 Clouds
	RFC 3065 Autonomous System Confederation for BGP
	RFC 3137 OSPF Stub Router Advertisement sFlow
	RFC 3376 IGMPv3
	RFC 3416 (SNMP Protocol Operations v2)
	RFC 3417 (SNMP Transport Mappings)
	RFC 3418 Management Information Base (MIB) for the Simple Network Management Protocol (SNMP)
	RFC 3484 Default Address Selection for IPv6
	RFC 3509 Alternative Implementations of OSPF Area Border Routers
	RFC 3580 IEEE 802.1X Remote Authentication Dial In User Service (RADIUS) Usage Guidelines
	RFC 3623 Graceful OSPF Restart
	RFC 3768 Virtual Router Redundancy Protocol (VRRP)
	RFC 3810 Multicast Listener Discovery Version 2 (MLDv2) for IPv6
	RFC 3973 PIM Dense Mode
	RFC 4022 MIB for TCP
	RFC 4113 MIB for UDP
	RFC 4213 Basic Transition Mechanisms for IPv6 Hosts and Routers
	RFC 4251 The Secure Shell (SSH) Protocol
	RFC 4252 SSHv6 Authentication
	RFC 4253 SSHv6 Transport Layer

Organization	Standards And Protocols
	RFC 4254 SSHv6 Connection
	RFC 4271 A Border Gateway Protocol 4 (BGP-4)
	RFC 4273 Definitions of Managed Objects for BGP-4
	RFC 4291 IP Version 6 Addressing Architecture
	RFC 4292 IP Forwarding Table MIB
	RFC 4293 Management Information Base for the Internet Protocol (IP)
	RFC 4360 BGP Extended Communities Attribute
	RFC 4419 Key Exchange for SSH
	RFC 4443 ICMPv6
	RFC 4456 BGP Route Reflection: An Alternative to Full Mesh Internal BGP (IBGP)
	RFC 4486 Subcodes for BGP Cease Notification Message
	RFC 4541 IGMP & MLD Snooping Switch
	RFC 4552 Authentication/Confidentiality for OSPFv3
	RFC 4601 PIM Sparse Mode
	RFC 4607 Source-Specific Multicast for IP
	RFC 4724 Graceful Restart Mechanism for BGP
	RFC 4750 OSPFv2 MIB partial support no SetMIB
	RFC 4760 Multiprotocol Extensions for BGP-4
	RFC 4861 IPv6 Neighbor Discovery
	RFC 4862 IPv6 Stateless Address Auto-configuration
	RFC 4940 IANA Considerations for OSPF
	RFC 5059 Bootstrap Router (BSR) Mechanism for PIM, PIM WG
	RFC 5065 Autonomous System Confederation for BGP
	RFC 5095 Deprecation of Type 0 Routing Headers in IPv6
	RFC 5187 OSPFv3 Graceful Restart
	RFC 5340 OSPFv3 for IPv6
	RFC 5424 Syslog Protocol
	RFC 5492 Capabilities Advertisement with BGP-4
	RFC 5519 Multicast Group Membership Discovery MIB (MLDv2 only)
	RFC 5798 VRRP (exclude Accept Mode and sub-sec timer)

Organization	Standards And Protocols
	RFC 5880 Bidirectional Forwarding Detection
	RFC 5905 Network Time Protocol Version 4: Protocol and Algorithms Specification
	RFC 6620 FCFS SAVI
	RFC 6987 OSPF Stub Router Advertisement
	RFC5120 M-ISIS: Multi Topology (MT) Routing in Intermediate System to Intermediate Systems (IS-ISs)
	RFC5280 Internet X.509 Public Key Infrastructure Certificate and Certificate Revocation List (CRL) Profile
	RFC5308 Routing IPv6 with IS-IS
	RFC5381 Experience of Implementing NETCONF over SOAP
ITU	ITU-T Y.1731
	ITU-T Rec G.8032/Y.1344 Mar. 2010

Ordering Information

Product ID	Product Description
LS-5570S-28S-EI-GL	H3C S5570S-28S-EI L3 Ethernet Switch with 24*10/100/1000BASE-T Ports and 4*1G/10G BASE-X SFP Plus Ports, Without Power Supplies
LS-5570S-54S-EI-GL	H3C S5570S-54S-EI L3 Ethernet Switch with 48*10/100/1000BASE-T Ports and 6*1G/10G BASE-X SFP Plus Ports, Without Power Supplies
LS-5570S-36F-EI-GL	H3C S5570S-36F-EI L3 Ethernet Switch with 24*1000BASE-X SFP Ports, 8*10/100/1000BASE-T Ports and 4*1G/10G BASE-X SFP Plus Ports, Without Power Supplies
LS-5570S-54F-EI-GL	H3C S5570S-54F-EI L3 Ethernet Switch with 48*1000BASE-X SFP Ports and 6*1G/10G BASE-X SFP Plus Ports, Without Power Supplies
LS-5570S-28S-HPWR-EI-A-GL	H3C S5570S-28S-HPWR-EI-A L3 Ethernet Switch with 24*10/100/1000BASE-T Ports and 4*1G/10G BASE-X SFP Plus Ports, Without Power Supplies, POE+
LS-5570S-54S-PWR-EI-A-GL	H3C S5570S-54S-PWR-EI-A L3 Ethernet Switch with 48*10/100/1000BASE-T Ports and 6*1G/10G BASE-X SFP Plus Ports, Without Power Supplies, POE+
CA-70A12	Pluggable 70W AC Power Supply
PSR75-12A-GL	75W AC Pluggable Power Module
PSR150-D1-GL	150W Asset-manageable DC Power Module
PSR600-54A-B	H3C,PSR600-54A-B,600W/56V PoE Power Supply
PSR920-54A-B	H3C,PSR920-54A-B,920W/56V PoE Power Supply

Product ID	Product Description
PSR1600-54A-B	H3C,PSR1600-54A-B,1600W/56V PoE Power Supply
SFP-GE-T	1000BASE-T SFP
SFP-GE-SX-MM850-A	1000BASE-SX SFP Transceiver, Multi-Mode (850nm, 550m, LC)
SFP-GE-LX-SM1310-A	1000BASE-LX SFP Transceiver, Single Mode (1310nm, 10km, LC)
SFP-GE-LH40-SM1310	1000BASE-LH40 SFP Transceiver, Single Mode (1310nm, 40km, LC)
SFP-GE-LH40-SM1550	1000BASE-LH40 SFP Transceiver, Single Mode (1550nm, 40km, LC)
SFP-GE-LH80-SM1550	1000BASE-LH80 SFP Transceiver, Single Mode (1550nm, 80km, LC)
SFP-GE-LH100-SM1550	1000BASE-LH100 SFP Transceiver, Single Mode (1550nm, 100km, LC)
SFP-XG-LX-SM1310-E	SFP+ Module(1310nm,10km,LC)
SFP-XG-SX-MM850-E	SFP+ Module(850nm,300m,LC)
LSWM1STK	SFP+ Cable 0.65m
LSWM2STK	SFP+ Cable 1.2m
LSWM3STK	SFP+ Cable 3m
LSTM1STK	SFP+ Cable 5m



The Leader in Digital Solutions

New H3C Technologies Co., Limited

Beijing Headquarters
 Tower 1, LSH Center, 8 Guangshun South Street, Chaoyang
 District, Beijing, China
 Zip: 100102
 Hangzhou Headquarters
 No.466 Changhe Road, Binjiang District, Hangzhou, Zhejiang,
 China
 Zip: 310052
 Tel: +86-571-86760000

Copyright ©2022 New H3C Technologies Co., Limited Reserves all rights

Disclaimer: Though H3C strives to provide accurate information in this document, we cannot guarantee that details do not contain any technical error or printing error. Therefore, H3C cannot accept responsibility for any inaccuracy in this document. H3C reserves the right for the modification of the contents herein without prior notification

<http://www.h3c.com>