

# T610

Outdoor 802.11ac Wave 2 4x4:4 Wi-Fi Access Point



## DATA SHEET



### BENEFITS

#### GREAT OUTDOOR WI-FI

Experience high performance outdoor Wave 2 Wi-Fi with IP-67 weather proofing and 2 gigabit Ethernet ports.

#### STUNNING WI-FI PERFORMANCE

Extends coverage with patented BeamFlex+™ adaptive antenna technology while mitigating interference by utilizing over 4,000 directional antenna patterns.

#### MULTIPLE MANAGEMENT OPTIONS

Manage the T610 from the cloud, or with on-premises physical/virtual appliances.

#### AUTOMATE OPTIMAL THROUGHPUT

ChannelFly dynamic channel technology uses machine learning to automatically find the least congested channels. You always get the highest throughput the band can support.

#### SERVE MORE DEVICES

Connect more devices simultaneously with four MU-MIMO spatial streams and concurrent dual-band 2.4/5GHz radios while enhancing non-Wave 2 device performance.

#### EXPANDED BACKHAUL

Pair two onboard 1GbE ports with link aggregation (LACP) to maximize throughput between the AP and wired switch.

#### EXPANDABLE CAPABILITIES

Augment AP capabilities through the onboard USB 2.0 port to support additional technologies.

#### MORE THAN WI-FI

Support services beyond Wi-Fi with [Ruckus IoT Suite](#), [Cloudpath](#) security and onboarding software, [SPoT](#) Wi-Fi locationing engine, and [SCI](#) network analytics.

In busy outdoor public venues, users and operators need fast, reliable connectivity. Whether it's smartphones running bandwidth-hungry voice and video applications, Internet of Things (IoT) sensors, or "Smart City" connected devices, crowded outdoor spaces demand high-performance Wi-Fi.

The Ruckus T610 delivers blazing-fast connectivity for medium-density outdoor deployments, with data rates up to 2.5Gbps—the highest available data rates for Wi-Fi clients. Patented Ruckus adaptive antenna technology improves signal quality for every connected device, everywhere. And the AP delivers all of this in an industrial-grade enclosure that can stand up to the rigors of the elements in practically any outdoor space.

The T610 is purpose-built for busy public venues such as outdoor campuses and hotspots, arenas, convention centers, and transportation hubs. It provides industrial-grade features such as secure image download and an IP67-compliant USB port, making it easy to deploy IoT applications for Smart Cities or large-scale video surveillance/monitoring systems. It's the perfect choice for medium-density deployments with standard Ethernet backhaul that require premium wireless performance.

The T610 802.11ac Wi-Fi AP incorporates patented technologies found only in the Ruckus Wi-Fi portfolio.

- Extended coverage with patented BeamFlex+ utilizing multi-directional antenna patterns.
- Improve throughput with ChannelFly, which dynamically finds less congested Wi-Fi channels to use.

Additionally, the T610 provides a full complement of next-generation 802.11ac features. 802.11ac Multi-User MIMO (MU-MIMO) support allows the AP to simultaneously transmit to multiple client devices, drastically improving airtime efficiency and overall throughput for all clients—even non-Wave 2 devices. SmartMesh™ wireless meshing technology accelerates time-to-deployment and eliminates the cost associated with running Ethernet cabling between multiple access points in the network.

Whether you're deploying ten or ten thousand APs, the T610 is also easy to manage through Ruckus' appliance, virtual and cloud management options.

### ACCESS POINT ANTENNA PATTERN

Ruckus' BeamFlex+ adaptive antennas allow the T610 AP to dynamically choose among a host of antenna patterns (over 4,000 possible combinations) in real-time to establish the best possible connection with every device. This leads to:

- Better Wi-Fi coverage
- Reduced RF interference

Traditional omni-directional antennas, found in generic access points, oversaturate the environment by needlessly radiating RF signals in all directions. In contrast, the Ruckus BeamFlex+ adaptive antenna directs the radio signals per-device on a packet by-packet basis to optimize Wi-Fi coverage and capacity in real-time to support high device density environments. BeamFlex+ operates without the need for device feedback and hence can benefit even devices using legacy standards.

Figure 1. Example of BeamFlex+ pattern

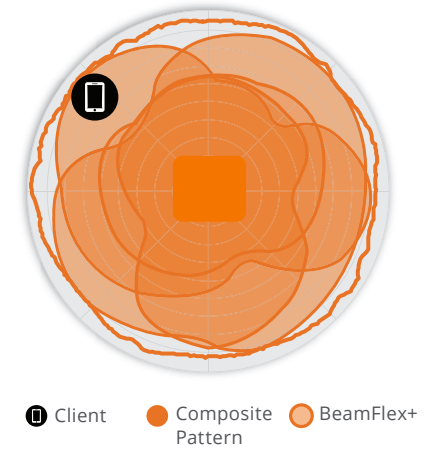


Figure 2. T610o 2.4GHz Azimuth Antenna Patterns



Figure 3. T610o 5GHz Azimuth Antenna Patterns



Figure 4. T610o 2.4GHz Elevation Antenna Patterns

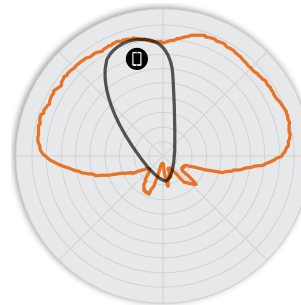
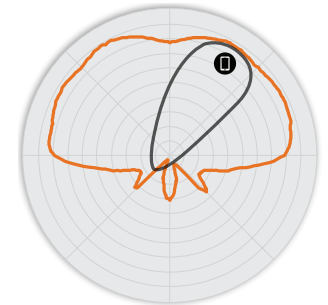


Figure 5. T610o 5GHz Elevation Antenna Patterns



Note: The outer trace represents the composite RF footprint of all possible BeamFlex+ antenna patterns, while the inner trace represents one BeamFlex+ antenna pattern within the composite outer trace.

WI-FI	
Wi-Fi Standards	<ul style="list-style-type: none"> <li>IEEE 802.11a/b/g/n/ac Wave 2</li> </ul>
Supported Rates	<ul style="list-style-type: none"> <li>802.11ac: 6.5 to 1,733Mbps (MCS0 to MCS9, NSS = 1 to 4 for VHT20/40/80)</li> <li>802.11n: 6.5 Mbps to 800Mbps (MCS0 to MCS31)</li> <li>802.11a/g: 54, 48, 36, 24, 18, 12, 9, 6Mbps</li> <li>802.11b: 11, 5.5, 2 and 1 Mbps</li> </ul>
Supported Channels	<ul style="list-style-type: none"> <li>2.4GHz: 1-13</li> <li>5GHz: 36-64, 100-144, 149-165</li> </ul>
MIMO	<ul style="list-style-type: none"> <li>4x4 SU-MIMO</li> <li>4x4 MU-MIMO</li> </ul>
Spatial Streams	<ul style="list-style-type: none"> <li>4 SU-MIMO</li> <li>3 MU-MIMO</li> </ul>
Channelization	<ul style="list-style-type: none"> <li>20, 40, 80MHz</li> </ul>
Security	<ul style="list-style-type: none"> <li>WPA-PSK, WPA-TKIP, WPA2 AES, 802.11i, Dynamic PSK</li> <li>WIPS/WIDS</li> </ul>
Other Wi-Fi Features	<ul style="list-style-type: none"> <li>WMM, Power Save, Tx Beamforming, LDPC, STBC, 802.11r/k/v</li> <li>Hotspot</li> <li>Hotspot 2.0</li> <li>Captive Portal</li> <li>WISPr</li> </ul>

RF	
Antenna Type	<ul style="list-style-type: none"> <li>BeamFlex+ adaptive antennas with polarization diversity</li> <li>Adaptive antenna that provides up to 4,000+ unique antenna patterns</li> </ul>
Antenna Gain (max)	<ul style="list-style-type: none"> <li>Omni - 3dBi for both 2.4 and 5GHz</li> <li>Sector - 6dBi for 2.4GHz and 8dBi for 5GHz</li> </ul>
Peak Transmit Power (aggregate across MIMO chains)	<ul style="list-style-type: none"> <li>28dBm for both 2.4GHz &amp; 5GHz</li> </ul>
BeamFlex+ SINR Transmit Power Gain*	<ul style="list-style-type: none"> <li>Up to 6 dB</li> </ul>
BeamFlex+ SINR Receive Power Gain*	<ul style="list-style-type: none"> <li>Up to 4 dB</li> </ul>
Minimum Receive Sensitivity <sup>1</sup>	<ul style="list-style-type: none"> <li>-104dBm</li> </ul>
Frequency Bands	<ul style="list-style-type: none"> <li>ISM 2.4-2.484GHz</li> <li>U-NII-1 5.15-5.25GHz</li> <li>U-NII-2A 5.25-5.35GHz</li> <li>U-NII-2C 5.47-5.725GHz</li> <li>U-NII-3 5.725-5.85GHz</li> </ul>

2.4GHZ RECEIVE SENSITIVITY			
HT20		HT40	
MCS0	MCS7	MCS0	MCS7
-97	-79	-94	-78

5GHZ RECEIVE SENSITIVITY					
VHT20		VHT40		VHT80	
MCS0	MCS7	MCS0	MCS7	MCS0	MCS7
-96	-80	-94	-77	-91	-74

\* BeamFlex gains are statistical system level effects translated to enhanced SINR based on observations over time in real-world conditions with multiple APs and many clients.

<sup>1</sup> Rx sensitivity varies by band, channel width and MCS rate.

<sup>2</sup> Refer to Unleashed datasheets for SKU ordering information.

2.4GHZ TX POWER TARGET	
Rate	Pout (dBm)
MCS0 HT20	20
MCS7 HT20	17
MCS0 HT40	22
MCS7 HT40	19

5GHZ TX POWER TARGET	
Rate	Pout (dBm)
MCS0 VHT20	22
MCS7 VHT20	19
MCS0 VHT40, VHT80	22
MCS7 VHT40, VHT80	19

PERFORMANCE AND CAPACITY	
Peak PHY Rates	<ul style="list-style-type: none"> <li>2.4GHz: 800Mbps</li> <li>5GHz: 1733Mbps</li> </ul>
Client Capacity	<ul style="list-style-type: none"> <li>Up to 512 clients per AP</li> </ul>
SSID	<ul style="list-style-type: none"> <li>Up to 16 per AP</li> </ul>

RUCKUS RADIO MANAGEMENT	
Antenna Optimization	<ul style="list-style-type: none"> <li>BeamFlex+</li> <li>Polarization Diversity with Maximal Ratio Combining (PD-MRC)</li> </ul>
Wi-Fi Channel Management	<ul style="list-style-type: none"> <li>ChannelFly</li> <li>Background Scan Based</li> </ul>
Client Density Management	<ul style="list-style-type: none"> <li>Adaptive Band Balancing</li> <li>Client Load Balancing</li> <li>Airtime Fairness</li> <li>Airtime-based WLAN Prioritization</li> </ul>
SmartCast Quality of Service	<ul style="list-style-type: none"> <li>QoS-based scheduling</li> <li>Directed Multicast</li> <li>L2/L3/L4 ACLs</li> </ul>
Mobility	<ul style="list-style-type: none"> <li>SmartRoam</li> </ul>
Diagnostic Tools	<ul style="list-style-type: none"> <li>Spectrum Analysis</li> <li>SpeedFlex</li> </ul>

NETWORKING	
Controller Platform Support	<ul style="list-style-type: none"> <li>SmartZone</li> <li>ZoneDirector</li> <li>Cloud Wi-Fi</li> <li>Unleashed<sup>2</sup></li> <li>Standalone</li> </ul>
Mesh	<ul style="list-style-type: none"> <li>SmartMesh™ wireless meshing technology. Self-healing Mesh</li> </ul>
IP	<ul style="list-style-type: none"> <li>IPv4, IPv6</li> </ul>
VLAN	<ul style="list-style-type: none"> <li>802.1Q (1 per BSSID or dynamic per use based on RADIUS)</li> <li>VLAN Pooling</li> <li>Port-based</li> </ul>
802.1x	<ul style="list-style-type: none"> <li>Authenticator and Supplicant</li> </ul>
Tunnel	<ul style="list-style-type: none"> <li>L2TP, GRE, Soft-GRE</li> </ul>
Policy Management Tools	<ul style="list-style-type: none"> <li>Application Visibility and Control</li> <li>Access Control Lists</li> <li>Device Fingerprinting</li> <li>Rate Limiting</li> </ul>

PHYSICAL INTERFACES	
Ethernet	<ul style="list-style-type: none"> <li>• 2 x 1GbE ports, RJ-45</li> <li>• LACP</li> </ul>
USB	<ul style="list-style-type: none"> <li>• 1 USB 2.0 port, Type A connector</li> </ul>

PHYSICAL CHARACTERISTICS	
Physical Size	<ul style="list-style-type: none"> <li>• 31.7 (L), 24.1 (W), 9.5 (H) cm</li> <li>• 12.8 (L) x 9.5(W) x 3.7(H) in</li> </ul>
Weight	<ul style="list-style-type: none"> <li>• 2.7kg (6lbs) without mounting hardware</li> </ul>
Ingress Protection	<ul style="list-style-type: none"> <li>• IP-67</li> </ul>
Mounting	<ul style="list-style-type: none"> <li>• Wall</li> <li>• Pole Mount</li> </ul>
Physical Security	<ul style="list-style-type: none"> <li>• Hidden latching mechanism</li> <li>• Kensington lock</li> <li>• T-bar Torx</li> </ul>
Operating Temperature	<ul style="list-style-type: none"> <li>• -40°C (-40°F) to 65°C (149°F)</li> </ul>
Operating Humidity	<ul style="list-style-type: none"> <li>• Up to 95%, non-condensing</li> </ul>

POWER <sup>3</sup>		
Power Supply	Feature Limitation	Max Power Consumption
802.3af	<ul style="list-style-type: none"> <li>• 2.4GHz radio: 2x2, 18dBm per chain</li> <li>• 5GHz radio: 4x4, 20dBm per chain</li> <li>• 2nd Ethernet port &amp; USB disabled</li> </ul>	10.4W
802.3at	<ul style="list-style-type: none"> <li>• 2.4GHz radio: 4x4, 22dBm per chain</li> <li>• 5GHz radio: 4x4, 20dBm per chain</li> <li>• 2nd Ethernet port &amp; USB enabled</li> </ul>	25W

CERTIFICATIONS AND COMPLIANCE	
Wi-Fi Alliance <sup>4</sup>	<ul style="list-style-type: none"> <li>• Wi-Fi CERTIFIED™ a, b, g, n, ac</li> <li>• Passpoint®, Vantage</li> </ul>
Standards Compliance <sup>5</sup>	<ul style="list-style-type: none"> <li>• EN 60950-1 Safety</li> <li>• EN 60601-1-2 Medical</li> <li>• EN 61000-4-2/3/5 Immunity</li> <li>• EN 50121-1 Railway EMC</li> <li>• EN 50121-4 Railway Immunity</li> <li>• IEC 61373 Railway Shock &amp; Vibration</li> <li>• UL 2043 Plenum</li> <li>• EN 62311 Human Safety/RF Exposure</li> <li>• WEEE &amp; RoHS</li> <li>• ISTA 2A Transportation</li> </ul>

SOFTWARE AND SERVICES	
Location Based Services	<ul style="list-style-type: none"> <li>• SPoT</li> </ul>
Network Analytics	<ul style="list-style-type: none"> <li>• SmartCell Insight (SCI)</li> </ul>
Security and Policy	<ul style="list-style-type: none"> <li>• Cloudpath</li> </ul>

ORDERING INFORMATION	
901-T610-XX00	T610 802.11ac Outdoor Wireless Access Point, 4x4:4 Stream, Omnidirectional Beamflex+ coverage, 2.4GHz and 5GHz concurrent dual band, Dual 10/100/1000 Ethernet ports, POE in, IP-67 Outdoor enclosure, -40°C to 65°C Operating Temperature. Includes standard 1-year warranty. Mounting kit sold as separate accessory (902-0125-0000). For box contents, see Shipping Container Contents.
901-T610-XX51	T610s 802.11ac Outdoor Wireless Access Point, 4x4:4 Stream, 120 degree sector Beamflex+ coverage, 2.4GHz and 5GHz concurrent dual band, Dual 10/100/1000 Ethernet ports, POE in, IP-67 Outdoor enclosure, -40°C to 65°C Operating Temperature. Includes standard 1-year warranty. Mounting kit sold as separate accessory (902-0125-0000). For box contents, see Shipping Container Contents.

See Ruckus price list for country-specific ordering information.  
 Warranty: Sold with a limited lifetime warranty.  
 For details see: <http://support.ruckuswireless.com/warranty>.

OPTIONAL ACCESSORIES	
902-0125-0000	<ul style="list-style-type: none"> <li>• Secure articulating mounting bracket</li> </ul>
902-0127-0000	<ul style="list-style-type: none"> <li>• Extended cap to accommodate up to 6 cm long USB dongle</li> </ul>
902-0180-XX00	<ul style="list-style-type: none"> <li>• Spares of Power over Ethernet (PoE) Injector (10/100/1000 Mbps) quantity of 1 unit (7762-series, 7782-series, 8800-S, T610 and T710 access points)</li> </ul>
902-0183-0000	<ul style="list-style-type: none"> <li>• Spare Data Connector for T300-series, 7782-series, 8800, T610 and T710; contains 1 weatherizing data cable gland</li> </ul>

PLEASE NOTE: When ordering Outdoor APs, you must specify the destination region by indicating -US, -WW, or -Z2 instead of XX. When ordering PoE injectors or power supplies, you must specify the destination region by indicating -US, -EU, -AU, -BR, -CN, -IN, -JP, -KR, -SA, -UK, or -UN instead of -XX.

For access points, -Z2 applies to the following countries: Algeria, Egypt, Israel, Morocco, Tunisia, and Vietnam.

<sup>3</sup> Max power varies by country setting, band, and MCS rate.

<sup>4</sup> For complete list of WFA certifications, please see Wi-Fi Alliance website.

<sup>5</sup> For current certification status, please see price list.

Copyright © 2018 Ruckus Networks, an ARRIS company. All rights reserved. No part of this content may be reproduced in any form or by any means or used to make any derivative work (such as translation, transformation, or adaptation) without written permission from Ruckus Networks ("Ruckus"). Ruckus reserves the right to revise or change this content from time to time without obligation on the part of Ruckus to provide notification of such revision or change.

The Ruckus, Ruckus Wireless, Ruckus logo, Big Dog design, BeamFlex, ChannelFly, Edgelron, FastIron, HyperEdge, ICX, IronPoint, OPENG, and Xclaim and trademarks are registered in the U.S. and other countries. Ruckus Networks, Dynamic PSK, MediaFlex, Simply Better Wireless, SmartCast, SmartCell, SmartMesh, SpeedFlex, Unleashed, and ZoneDirector are Ruckus trademarks worldwide. Other names and brands mentioned in these materials may be claimed as the property of others.

Ruckus provides this content without warranty of any kind, implied or expressed, including, but not limited to, the implied warranties of merchantability and fitness for a particular purpose. Ruckus may make improvements or changes in the products or services described in this content at any time. The capabilities, system requirements and/or compatibility with third-party products described herein are subject to change without notice.



350 West Java Dr., Sunnyvale, CA 94089 USA

[www.ruckusnetworks.com](http://www.ruckusnetworks.com)