

V-IS10F-1T-FC20-A/B

MAIN FEATURES



1 Port 10/100Mbps RJ45 + 1 Port Fiber Uplink, Single mode, Single fiber, FC, 20KM Din rail, Dual Power 12-58VDC input, Working Temperature -40°C to +75°C

Input Voltage: DC12~58V (Non-PoE)

Operating Temperature: -40°C~+75°C

Shell: IP40 protection, Fanless design

Anti-static: 8KV-15KV

MTBF: 100000 Hours

PRODUCT DESCRIPTION

This device 1*100Base-X FC Fiber port, Single mode, Single fiber 1*10/100M Base-T Industrial Ethernet Switches. Through the fanless heat dissipation circuit design, wide range of working environment temperature, high protection level and other technologies, it provides excellent industrial

Scodena

quality with high/low temperature resistance and lightning protection, and enhances the reliability and safety of industrial networks. The device can be widely applied to various broadband data transmission fields such as intelligent transportation, telecommunications, security, financial securities, customs, shipping, power, water conservancy and oil fields.

Also known as Industrial Ethernet Switch, which is an Ethernet switch device used in industrial control. Due to the adopted network standard, it is open, widely used, and inexpensive. It uses a transparent and unified TCP/IP protocol. The network has become the main communication standard in the field of industrial control.

Industrial switches feature carrier-grade performance to withstand harsh environments. With a wide range of products and flexible port configurations, it can meet the needs of various industrial fields. The product features a wide temperature design with a protection rating of no less than IP30 and supports standard and proprietary ring redundancy protocols

KEY FEATURES



Industrial protection



Wide range of operating temperature



Surge protection for power



Surge protection for Ethernet port



Dual Power Supply

DIP SWITCH



1 C/D	Remote PD Reset
2 LGY	Standard/Non-standard PoE Mode
3 VLAN	Port Isolation
4 RST	Reset

PRODUCT PARAMETERS

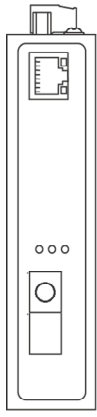
Description	Specifications
Provider Mode Ports	
Fixed port	1*100Base-X FC, 1*10/100Base-T
Power interface	Phoenix terminal, dual power supply
LED Indicators	P1/P2, OPT
DIP Switch	
1 LFP	LFP/ Remote PD Reset
2 LGY	LEGACY (Standard & Non-standard PoE)
3 VLAN	Port Isolation
4 BSR	Storm Control Configuration
Cable type & Transmission distance	
Twisted-pair	0-100m (CAT5e, CAT6)
Monomode optical fiber	20KM SMF
Electrical Specifications	
Input voltage	DC12~58V (Non-PoE)
Network Topology	
Ring topology	Unsupport
Star topology	Support
Bus topology	Support
Tree Topology	Support
Hybrid topology	Support
Layer 2 Switching	
Switching capacity	1G
Packet forwarding rate	0.297Mpps
VLAN	Unsupported
Mac address table	2K
Buffer	768K
Forwarding delay	<5us
MDX/MIDX	Support
Flow control	Support
Jumbo Frame	2K Bytes
Storm Control	Support
LFP	Support
Port Isolation	Support
Environment	
Operating temperature	-40°C~+75°C

Storage temperature	-40°C~+75°C
Relative humidity	10%~90% (non-condensing)
Thermal methods	Fanless design, natural cooling
MTBF	100,000 hours
EMC & INGRESS PROTECTION	
IP Level	IP40
Surge protection of Power	IEC 61000-4-5 Level 3 (4KV/2KV) (8/20us)
Surge protection of Ethernet port	IEC 61000-4-5 Level 3 (4KV/2KV) (10/700us)
ESD	IEC 61000-4-2 Level 4 (8K/15K)
Mechanical Dimensions	
Product size	31*91*118mm (W×H×D)
Installation Method	DIN rail
Weight	0.36KG
Authentication	
<i>Authentication</i>	<i>CCC/CE/FCC/RoHS</i>
Accessories	
Accessories	Device, Terminals, Specification, Certificate, power adapter(optional)

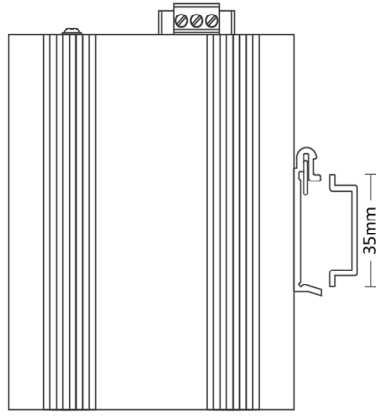
ORDERING INFORMATION

Switch	
Product number	Product description
V-IS10F-1T-FC20-A	1 Port 10/100Mbps RJ45 + 1 Port Fiber Uplink, Single mode, Single fiber, FC, 20KM Din rail, Dual Power 12-58VDC input, Working Temperature -40°C to +75°C
V-IS10F-1T-FC20-B	1 Port 10/100Mbps RJ45 + 1 Port Fiber Uplink, Single mode, Single fiber, FC, 20KM Din rail, Dual Power 12-58VDC input, Working Temperature -40°C to +75°C
Package Contents	
<ul style="list-style-type: none"> • 1x Device • 1x Phoenix Terminal • 1x Qualified Certificate • 1x Instruction & Warranty Card 	

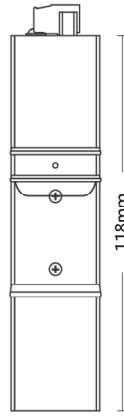
SIZE AND APPEARANCE



Front view



Side view



Back view



Bottom view



Top view