

V-IS10F-5P

MAIN FEATURES



5-ports 10/100Mbps PoE Switch (1-4 support PoE +1 port uplink), Din rail, Support IEEE802.3af/at, Dual Power DC48-57V, Each port support Max 30W, -40°C to +75°C

Input Voltage: DC48~57V (PoE)

Operating Temperature: -40°C~+75°C

Shell: IP40 protection, Fanless design

Anti-static: 8KV-15KV

PRODUCT DESCRIPTION

This device 5*10/100Base-T Industrial Ethernet Switches, PoE support. Through the fanless heat dissipation circuit design, wide range of working environment temperature, high protection level and other technologies, it provides excellent industrial quality with high/low temperature resistance and lightning protection, and enhances the reliability and safety of industrial networks. The device can be widely applied to various broadband data transmission fields such as intelligent transportation, telecommunications, security, financial securities, customs, shipping, power, water conservancy and oil fields.

Also known as Industrial Ethernet Switch, which is an Ethernet switch device used in industrial control. Due to the adopted network standard, it is open, widely used, and inexpensive. It uses a transparent and unified

Scodena

TCP/IP protocol. The network has become the main communication standard in the field of industrial control.

Industrial switches feature carrier-grade performance to withstand harsh environments. With a wide range of products and flexible port configurations, it can meet the needs of various industrial fields. The product features a wide temperature design with a protection rating of no less than IP30 and supports standard and proprietary ring redundancy protocols

KEY FEATURES



Industrial protection



Wide range of operating temperature



Surge protection for power



Surge protection for Ethernet port



Dual Power Supply



IEEE 802.3af/802.3at

DIP SWITCH



1 C/D	Remote PD Reset
2 LGY	Standard/Non-standard PoE Mode
3 VLAN	Port Isolation
4 RST	Reset

PRODUCT PARAMETERS

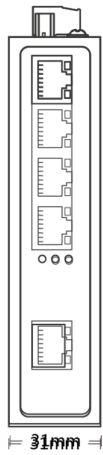
Description	Specifications
Provider Mode Ports	
Fixed port	5*10/100Base-T
Power interface	Phoenix terminal, dual power supply
LED Indicators	P1/P2, OPT
DIP Switch	
1 LFP	Reserve
2 LGY	LEGACY (Standard & Non-standard PoE)
3 VLAN	Port Isolation
4 BSR	Storm Control Configuration
Cable type & Transmission distance	
Twisted-pair	0-100m (CAT5e, CAT6)
Monomode optical fiber	/
Electrical Specifications	
Input voltage	DC48~57V (PoE)
Total Power consumption	Total power<125W
Network Topology	
Ring topology	Unsupport
Star topology	Support
Bus topology	Support
Tree Topology	Support
Layer 2 Switching	
Switching capacity	1G
Packet forwarding rate	0.744Mpps
Mac address table	2K
Buffer	768K
Forwarding delay	<5us
MDX/MIDX	Support
Flow control	Support
Jumbo Frame	2K Bytes
Storm Control	Support
Remote PD Reset	Support
Port Isolation	Support
PoE	
PoE port	1-4
PoE Protocol	802.3af, 802.3at
Pin Assignment	1,2,3,6

PoE Mode	Standard & non-standard are supported
Remote PD Reset	Supported
Environment	
Operating temperature	-40°C~+75°C
Storage temperature	-40°C~+75°C
Relative humidity	10%~90% (non-condensing)
Thermal methods	Fanless design, natural cooling
MTBF	100,000 hours
EMC & INGRESS PROTECTION	
IP Level	IP40
Surge protection of Power	IEC 61000-4-5 Level 3 (4KV/2KV) (8/20us)
Surge protection of Ethernet port	IEC 61000-4-5 Level 3 (4KV/2KV) (10/700us)
ESD	IEC 61000-4-2 Level 4 (8K/15K)
Mechanical Dimensions	
Product size	31*91*118mm (W×H×D)
Installation Method	DIN rail
Weight	0.36KG
Authentication	
<i>Authentication</i>	<i>CCC/CE/FCC/RoHS</i>
Accessories	
Accessories	Device, Terminals, Specification, Certificate, power adapter(optional)

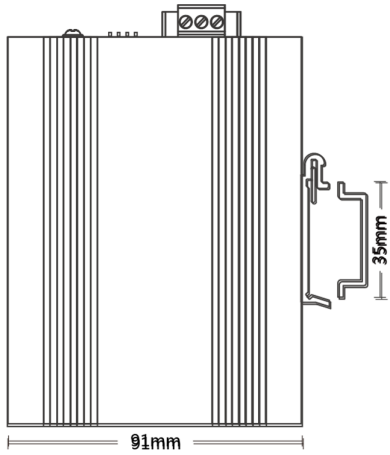
ORDERING INFORMATION

Switch	
Product number	Product description
V-IS10F-5P	5-ports 10/100Mbps PoE Switch (1-4 support PoE +1 port uplink), Din rail, Support IEEE802.3af/at, Dual Power DC48-57V, Each port support Max 30W, -40°C to +75°C
Package Contents	
<ul style="list-style-type: none"> • 1x Device • 1x Phoenix Terminal • 1x Qualified Certificate • 1x Instruction & Warranty Card 	

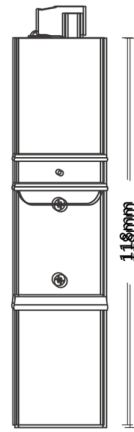
SIZE AND APPEARANCE



Front view



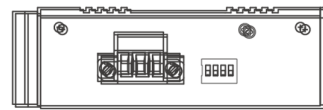
Side view



Back view



Bottom view



Top view